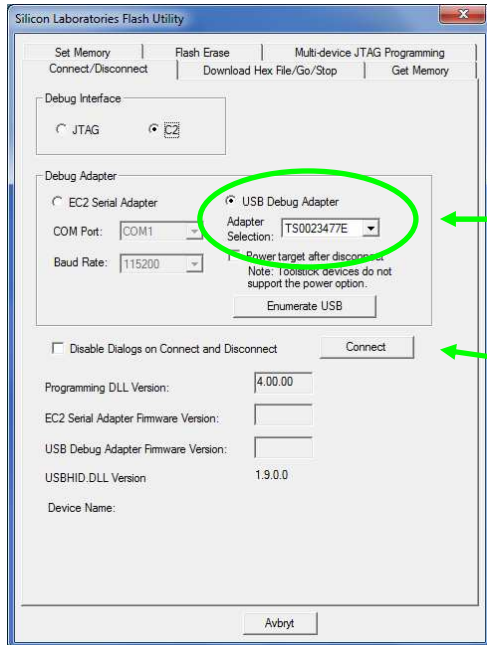


First connect the ESC to the Toolstick.
Then connect the Toolstick to a free USB port on your PC.
And lastly connect a battery to the ESC.

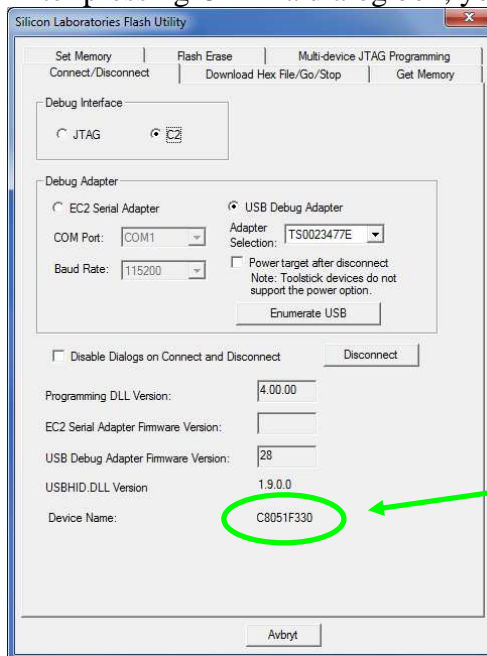
Start the "Silicon Laboratories Flash Utility" program:



Your Toolstick should show up here

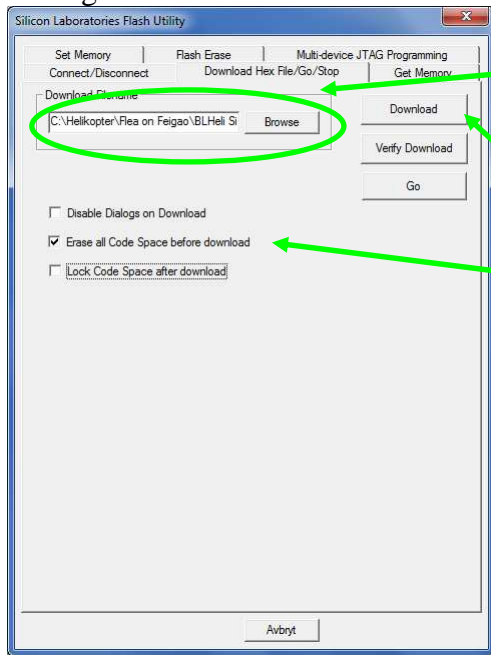
...then press "Connect"

After pressing OK in a dialog box, you get this info:



Shows the device in your ESC

Then go to the "download Hex File/Go/Stop" tab:



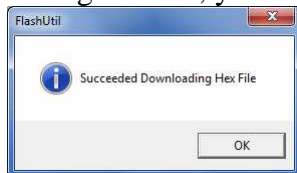
Select hex file

Check "Erase all Code Space before download" and then press "Download"

If this dialog box appears, press OK:



If all goes well, you should get this message:



Now your ESC is programmed and ready to go!